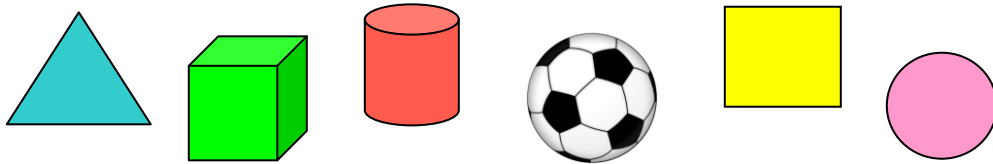


**Smiley Face Math**  
**Worksheet II**


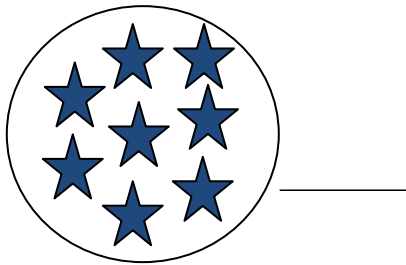
**Name:** \_\_\_\_\_

☺ ☺ 1. Circle the cylinder. Tell what a cylinder looks like.

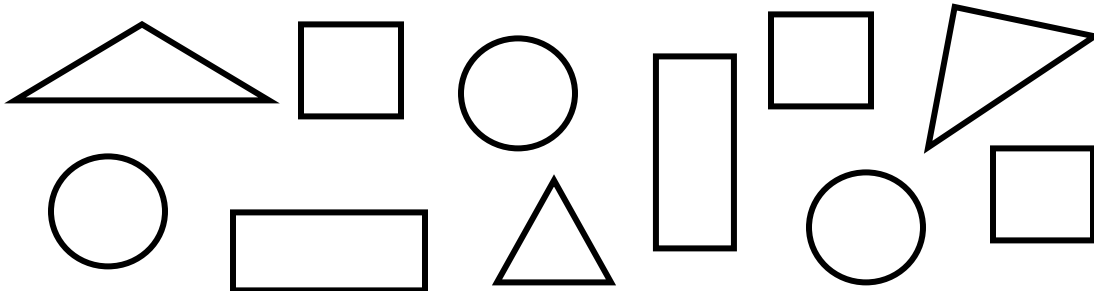
Answer: \_\_\_\_\_



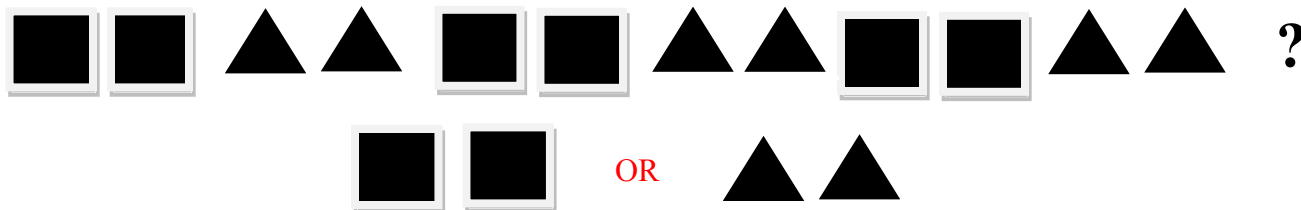
☺ ☺ 2. Count the stars and moons. Write the number beside each set. Put an X on the set that has more.



☺ ☺ 3. Look at the shapes below. Color all of the triangles red. Color all of the circles blue. Color all of the squares green. Color all of the rectangles that aren't squares, orange.



- ☺ ☺ ☺ 4. Look at the pattern of squares and triangles below. Circle the set that would come next at the end of the pattern. How do you know what comes next?



- ☺ ☺ ☺ 5. Annie was born on February 5, 2009.

What day of the week was that? \_\_\_\_\_

Tell how you know. \_\_\_\_\_

### February 2009

Sunday	Monday	Tuesday	Wednesday	Thursday	Friday	Saturday
1	2	3	4	5	6	7
8	9	10	11	12	13	14
15	16	17	18	19	20	21
22	23	24	25	26	27	28

- ☺ 6. Draw one candle for each year old you are now.

Add two more candles to show how many years old you will be in two more years. Count all the candles—how old will you be in two more years?

Answer: \_\_\_\_\_ years old